

LIMITED LIABILITY WARRANTY

Your new Camera is guaranteed to be free from defects in materials and workmanship for a period of two years from the date of purchase.

The product must have been used only for its intended purpose, and not been subjected to damage by misuse, willful or accidental damage, caused by excessive voltage or lightning.

The product must not have been tampered with in any way then the guarantee will be considered null and void.

This guarantee does not affect your statutory rights.

Contact an Authorized VITEK reseller for all servicing needs.



28492 CONSTELLATION ROAD VALENCIA, CA 91355
WWW.VITEKCCTV.COM | 888-VITEK-70



VTC-EBV49/24
1/3" Color Bullet Camera
with 540 TV Lines



- 1/3" CCD with 540TV Lines Resolution
- Built-in 4-9mm Varifocal Auto Iris lens
- Attractive and Compact Design
- Superior Backlight function
- Cable Feed-thru for Vandal Resistant Outdoor Installation
- 24 Volt AC Operation



CAUTION

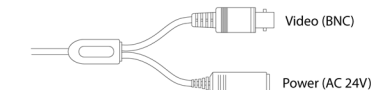
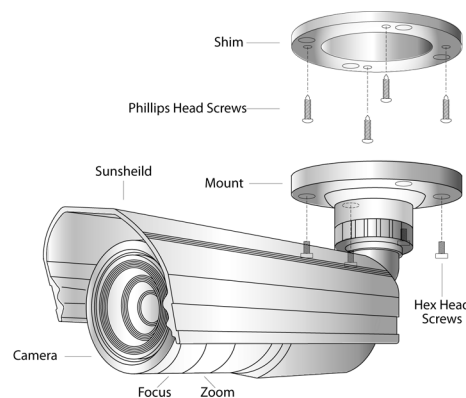
**RISK OF ELECTRICAL SHOCK
DO NOT OPEN**



1. Unit contains uninsulated dangerous voltage within the enclosure that may be of sufficient magnitude to constitute a risk of electric shock to persons.
2. Use a 24 VAC Power Supply.
3. Read & Keep these instructions.
4. Heed to all warnings and follow all instructions carefully.
5. Do not use near water.
6. Clean only with dry cloth.
7. Do not block any ventilation openings. install in accordance with the instructions.
8. Do not install near any heat source such as radiators, heat resistors, stoves, or other apparatus (including amplifiers) that produce heat.
9. Do not defeat the safety purpose of the polarized or grounding-type plug. A polarized plug has to blades with one wider the other. A grounding type plug has to blades and a third grounding plug. The wide blade or the third prong are provided for safety. if the provided plug dose not fit into your into your outlet, consult an electrician for replacement of the obsolete outlet.
10. Protect the power cord from being walked on a pinched particularly at plugs, convenience receptacle, and the point where they exit from the apparatus.
11. Only use attachment/accessories specified by VITEK.
12. Use only with cart, stand, tripod, bracket, or table specified by the manufacturer, or sold with the Unit.
13. Unplug this unit during lightning storms or when unused for long periods of time.
14. Refer all servicing to qualified service personnel. Servicing is required when the unit has been damaged in any way, such as power-supply cord or plug is damaged, liquid has been spilled or objects have fallen into the unit, the unit has been exposed to rain or moisture, does not operate normally or has been dropped.
15. Do not attempt to service this product yourself as opening or removing covers may expose you to dangerous voltage or other hazards. Refer all servicing to qualified service personal.

CAUTION - To reduce the risk of electric shock, do not perform any servicing other than contained in these operating instructions unless you are qualified to do so.

Installation



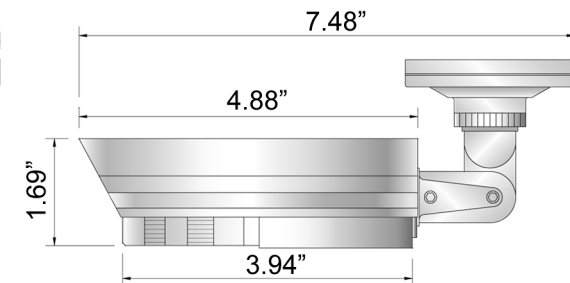
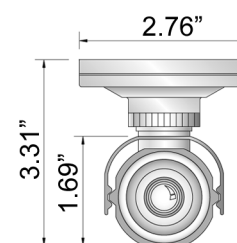
- 1) Attach Shim to mounting surface with the included Phillips Head Screws then attach Camera to Shim with the included Hex Head Screws.
- 2) Connect video to the BNC video output and a AC 24V Power source to the Power input.
- 3) Adjust Focus and Zoom with the adjustment rings.

2

SPECIFICATIONS

VTC-EVBV49/24

Image Pick-Up Device	1/3" Super HAD High Resolution Color CCD
TV System	NTSC
Effective Pixels	768H × 494V (380K pixels)
Scanning System	2:1 INTERLACE
Sync System	Internal / Line Lock
Resolution	540TV Lines
Minimum Illumination	0.1 Lux
S/N Ratio	More Than 50dB
Gamma Characteristic	Internal / Line Lock selectable
Video Output	Composite: 1.0 Vp-p / 75 Ohm
Electronic Iris	1/60 ~ 1/100,000sec
Power Supply	AC 24V
Power Consumption	120mA
Lens (Included)	Varifocal 4mm-9mm
Operational Temp.	14 Deg. ~ 122 Deg F (-10 Deg -+ 50 Deg C)
Dimension (W x H x D)	2.76" x 3.31" x 7.48" (70mm x 84mm x 190mm)
Weight	17.64 oz. (500g)



3